

Results and timing service provided by **TISSOT**

MotoGP™

SHARK GRAND PRIX DE FRANCE

Race

Classification after 27 laps = 112.995 km

29

Pos	Rider	Nation	Team	Motorcycle	Total Time	Km/h	Gap
1	25 43 Jack MILLER	AUS	Ducati Lenovo Team	DUCATI	47'25.473	142.9	
2	20 5 Johann ZARCO	FRA	Pramac Racing	DUCATI	47'29.443	142.7	3.970
3	16 20 Fabio QUARTARARO	FRA	Monster Energy Yamaha MotoGP	YAMAHA	47'39.941	142.2	14.468
4	13 63 Francesco BAGNAIA	ITA	Ducati Lenovo Team	DUCATI	47'41.645	142.1	16.172
5	11 9 Daniilo PETRUCCI	ITA	Tech 3 KTM Factory Racing	KTM	47'46.903	141.8	21.430
6	10 73 Alex MARQUEZ	SPA	LCR Honda CASTROL	HONDA	47'48.982	141.7	23.509
7	9 30 Takaaki NAKAGAMI	JPN	LCR Honda IDEMITSU	HONDA	47'55.637	141.4	30.164
8	8 44 PoI ESPARGARO	SPA	Repsol Honda Team	HONDA	48'00.694	141.2	35.221
9	7 27 Iker LECUONA	SPA	Tech 3 KTM Factory Racing	KTM	48'05.905	140.9	40.432
10	6 12 Maverick VIÑALES	SPA	Monster Energy Yamaha MotoGP	YAMAHA	48'06.050	140.9	40.577
11	5 46 Valentino ROSSI	ITA	Petronas Yamaha SRT	YAMAHA	48'07.671	140.8	42.198
12	4 10 Luca MARINI	ITA	SKY VR46 Avintia	DUCATI	48'17.881	140.3	52.408
13	3 33 Brad BINDER	RSA	Red Bull KTM Factory Racing	KTM	48'24.850	140.0	59.377
14	2 23 Enea BASTIANINI	ITA	Avintia Esponsorama	DUCATI	48'27.697	139.8	1'02.224
15	1 53 Tito RABAT	SPA	Pramac Racing	DUCATI	48'35.124	139.5	1'09.651
16	21 Franco MORBIDELLI	ITA	Petronas Yamaha SRT	YAMAHA	48'45.192	118.4	4 laps
Not classified							
	93 Marc MARQUEZ	SPA	Repsol Honda Team	HONDA	31'00.890	137.6	10 laps
	41 Aleix ESPARGARO	SPA	Aprilia Racing Team Gresini	APRILIA	27'09.299	138.7	12 laps
	88 Miguel OLIVEIRA	POR	Red Bull KTM Factory Racing	KTM	21'53.005	137.6	15 laps
	42 Alex RINS	SPA	Team SUZUKI ECSTAR	SUZUKI	23'25.291	128.6	15 laps
	32 Lorenzo SAVADORI	ITA	Aprilia Racing Team Gresini	APRILIA	20'08.785	137.1	16 laps
	36 Joan MIR	SPA	Team SUZUKI ECSTAR	SUZUKI	6'28.071	155.2	23 laps

The results are provisional until the end of the limit for protest and appeals.

Time limit for protest expires 30' after publication of the results - Time:

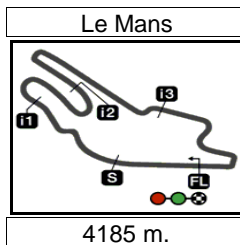
These data/results cannot be reproduced, stored and/or transmitted in whole or in part by any manner of electronic, mechanical, photocopying, recording, broadcasting or otherwise now known or herein after developed without the previous express consent by the copyright owner, except for reproduction in daily press and regular printed publications on sale to the public within 60 days of the event related to those data/results and always provided that copyright symbol appears together as follows below.

© DORNA, 2021

Official MotoGP Timing by **TISSOT**
www.motogp.com

Le Mans, Sunday, May 16, 2021





Results and timing service provided by **TISSOT**

MotoGP™

SHARK GRAND PRIX DE FRANCE

Race

Classification after 27 laps = 112.995 km

29

Pos	Rider	Nation	Team	Motorcycle	Total Time	Km/h	Gap
-----	-------	--------	------	------------	------------	------	-----

Race condition: Dry
Air: 17°
Humidity: 63%
Ground: 31°

Pole Position:		Fabio QUARTARARO	1'32.600	162.6 Km/h
Fastest Lap:	Lap 2	Fabio QUARTARARO	1'33.048	161.9 Km/h
Best Race Lap:	2017	Maverick VIÑALES	1'32.309	163.2 Km/h
All Time Lap Record:	2018	Johann ZARCO	1'31.185	165.2 Km/h

13:35'20

13:41'03

13:58'03

14:00'18

14:01'17

14:01'52 Franco MORBIDELLI

14:05'24

14:08'20 Franco MORBIDELLI

14:08'29 Marc MARQUEZ

14:08'29 Alex RINS

14:08'29 Fabio QUARTARARO

14:08'35 Jack MILLER

14:08'44 Danilo PETRUCCI

14:08'45 Maverick VIÑALES

14:08'45 Takaaki NAKAGAMI

14:08'45 Francesco BAGNAIA

14:08'45 Iker LECUONA

14:08'46 Johann ZARCO

14:08'46 Alex MARQUEZ

14:08'47 Aleix ESPARGARO

14:08'48 Valentino ROSSI

14:08'48 Pol ESPARGARO

14:08'49 Miguel OLIVEIRA

14:08'52 Luca MARINI

14:08'53 Lorenzo SAVADORI

14:08'54 Brad BINDER

14:08'58 Tito RABAT

14:09'06 Joan MIR

14:09'08 Marc MARQUEZ

14:09'09 Alex RINS

14:09'10 Fabio QUARTARARO

14:09'10 Jack MILLER

14:09'11 Enea BASTIANINI

14:09'15 Johann ZARCO

14:09'15 Takaaki NAKAGAMI

14:09'15 Francesco BAGNAIA

14:09'16 Iker LECUONA

14:09'17 Maverick VIÑALES

14:09'18 Alex MARQUEZ

14:09'18 Danilo PETRUCCI

14:09'18 Aleix ESPARGARO

14:09'20 Miguel OLIVEIRA

14:09'20 Pol ESPARGARO

14:09'21 Valentino ROSSI

14:09'23 Franco MORBIDELLI

SIGHTING LAP START

Race declared dry

WARM UP LAP START

RACE START

No jump start

crashed out - Rider OK

White flag displayed

entered pits

entered pits

entered pits

entered pits

entered pits

entered pits

entered pits

entered pits

entered pits

entered pits

entered pits

entered pits

entered pits

entered pits

entered pits

entered pits

entered pits

entered pits

entered pits

entered pits

crashed out - Rider OK

re-joined race

re-joined race

re-joined race

re-joined race

entered pits

re-joined race

re-joined race

re-joined race

re-joined race

re-joined race

re-joined race

re-joined race

re-joined race

re-joined race

re-joined race

re-joined race

re-joined race

The results are provisional until the end of the limit for protest and appeals.

Time limit for protest expires 30' after publication of the results - Time:

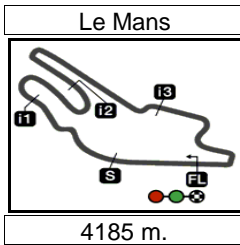
These data/results cannot be reproduced, stored and/or transmitted in whole or in part by any manner of electronic, mechanical, photocopying, recording, broadcasting or otherwise now known or herein after developed without the previous express consent by the copyright owner, except for reproduction in daily press and regular printed publications on sale to the public within 60 days of the event related to those data/results and always provided that copyright symbol appears together as follows below.

© DORNA, 2021

Official MotoGP Timing by **TISSOT**
 www.motogp.com

Le Mans, Sunday, May 16, 2021





Results and timing service provided by TISSOT

MotoGP™

SHARK GRAND PRIX DE FRANCE

Race

Classification after 27 laps = 112.995 km

29

Pos	Rider	Nation	Team	Motorcycle	Total Time	Km/h	Gap
	14:09'23	Luca MARINI		re-joined race			
	14:09'23	Lorenzo SAVADORI		re-joined race			
	14:09'27	Brad BINDER		re-joined race			
	14:09'27	Alex RINS		crashed out - Rider OK			
	14:09'30	Tito RABAT		re-joined race			
	14:09'43	Enea BASTIANINI		re-joined race			
	14:10'50	Alex RINS		re-joined race			
	14:12'06	Alex RINS		entered pits			
	14:12'32	Jack MILLER		Double long lap penalty due to speeding in pit lane			
	14:12'32	Francesco BAGNAIA		Double long lap penalty due to speeding in pit lane			
	14:12'37	Alex RINS		re-joined race			
	14:14'37	Marc MARQUEZ		crashed out - Rider OK			
	14:15'32	Marc MARQUEZ		re-joined race			
	14:19'59	Fabio QUARTARARO		long lap penalty			
	14:21'44	Lorenzo SAVADORI		stopped with machine problems			
	14:22'44	Miguel OLIVEIRA		crashed out - Rider OK			
	14:24'15	Alex RINS		crashed out - Rider OK			
	14:29'51	Alex ESPARGARO		stopped with machine problems			
	14:31'54	Marc MARQUEZ		crashed out - Rider OK			

The results are provisional until the end of the limit for protest and appeals.

Time limit for protest expires 30' after publication of the results - Time:

These data/results cannot be reproduced, stored and/or transmitted in whole or in part by any manner of electronic, mechanical, photocopying, recording, broadcasting or otherwise now known or herein after developed without the previous express consent by the copyright owner, except for reproduction in daily press and regular printed publications on sale to the public within 60 days of the event related to those data/results and always provided that copyright symbol appears together as follows below.

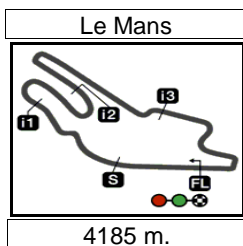
© DORNA, 2021

Official MotoGP Timing by TISSOT
www.motogp.com

Le Mans, Sunday, May 16, 2021

Page 3 of 3





Results and timing service provided by TISSOT

MotoGP™

SHARK GRAND PRIX DE FRANCE

World Championship Classification

30

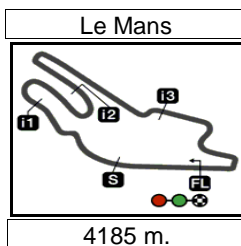
Rider		Points	Leader	Previous	QAT	DOH	POR	SPA	FRA	ITA	CAT	GER	NED	STY	AUT	GBR	ARA	RSM	JPN	THA	AUS	MAL	VAL
1	QUARTARARO Fabio	FRA	80		11	25	25	3	16														
2	BAGNAIA Francesco	ITA	79	1	1	16	10	20	13														
3	ZARCO Johann	FRA	68	12	11	20	20	-	8	20													
4	MILLER Jack	AUS	64	16	4	7	7	-	25	25													
5	VIÑALES Maverick	SPA	56	24	8	25	11	5	9	6													
6	MIR Joan	SPA	49	31	7	13	9	16	11	-													
7	ESPARGARO Aleix	SPA	35	45	14	9	6	10	10	-													
8	MORBIDELLI Franco	ITA	33	47	2	0	4	13	16	0													
9	NAKAGAMI Takaaki	JPN	28	52	5	-	0	6	13	9													
10	ESPARGARO Pol	SPA	25	55	3	8	3	-	6	8													
11	BINDER Brad	RSA	24	56	1	2	8	11	-	3													
12	RINS Alex	SPA	23	57	1	10	13	-	0	-													
13	BASTIANINI Enea	ITA	20	60	3	6	5	7	-	2													
14	MARQUEZ Alex	SPA	18	62	2	-	-	8	-	10													
15	MARTIN Jorge	SPA	17	63	1	1	16	-	-	-													
16	PETRUCCI Danilo	ITA	16	64	1	-	0	3	2	11													
17	MARQUEZ Marc	SPA	16	64	0	-	-	9	7	-													
18	BRADL Stefan	GER	11	69	5	5	2	-	4	-													
19	ROSSI Valentino	ITA	9	71	2	4	0	-	0	5													
20	OLIVEIRA Miguel	POR	9	71	0	3	1	0	5	-													
21	MARINI Luca	ITA	9	71	0	0	0	4	1	4													
22	LECUONA Iker	SPA	8	72	1	0	-	1	0	7													
23	SAVADORI Lorenzo	ITA	2	78	6	0	0	2	0	-													
24	RABAT Tito	SPA	1	79	1	-	-	-	0	1													

These data/results cannot be reproduced, stored and/or transmitted in whole or in part by any manner of electronic, mechanical, photocopying, recording, broadcasting or otherwise now known or herein after developed without the previous express consent by the copyright owner, except for reproduction in daily press and regular printed publications on sale to the public within 60 days of the event related to those data/results and always provided that copyright symbol appears together as follows below.
© DORNA, 2021

Official MotoGP Timing by TISSOT
www.motogp.com

Le Mans, Sunday, May 16, 2021





Results and timing service provided by **TISSOT**

MotoGP™

SHARK GRAND PRIX DE FRANCE

World Championship Classification

30

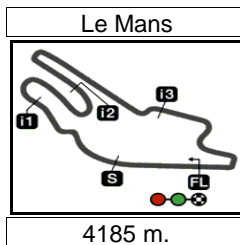
Constructor	<i>Points</i>	<i>Leader Previous</i>		QAT	DOH	POR	SPA	FRA	<i>ITA</i>	<i>CAT</i>	<i>GER</i>	<i>NED</i>	<i>STY</i>	<i>AUT</i>	<i>GBR</i>	<i>ARA</i>	<i>RSM</i>	<i>JPN</i>	<i>THA</i>	<i>AUS</i>	<i>MAL</i>	<i>VAL</i>
1 DUCATI	110			20	20	20	25	25														
2 YAMAHA	107	3	3	25	25	25	16	16														
3 SUZUKI	53	57	54	13	13	16	11	-														
4 HONDA	43	67	10	8	3	9	13	10														
5 KTM	38	72	5	3	8	11	5	11														
6 APRILIA	35	75	3	9	6	10	10	-														

Team	<i>Points</i>	<i>Leader Previous</i>		QAT	DOH	POR	SPA	FRA	<i>ITA</i>	<i>CAT</i>	<i>GER</i>	<i>NED</i>	<i>STY</i>	<i>AUT</i>	<i>GBR</i>	<i>ARA</i>	<i>RSM</i>	<i>JPN</i>	<i>THA</i>	<i>AUS</i>	<i>MAL</i>	<i>VAL</i>
1 DUCATI LENOVO TEAM	143			23	17	20	45	38														
2 MONSTER ENERGY YAMAHA MOTOGP	136	7	7	36	36	30	12	22														
3 PRAMAC RACING	86	57	50	21	36	-	8	21														
4 TEAM SUZUKI ECSTAR	72	71	14	23	22	16	11	-														
5 REPSOL HONDA TEAM	48	95	24	13	5	9	13	8														
6 LCR HONDA	46	97	2	-	-	14	13	19														
7 PETRONAS YAMAHA SRT	42	101	4	4	4	13	16	5														
8 APRILIA RACING TEAM GRESINI	37	106	5	9	6	12	10	-														
9 RED BULL KTM FACTORY RACING	33	110	4	5	9	11	5	3														
10 ESponsorAMA RACING	29	114	4	6	5	11	1	6														
11 TECH 3 KTM FACTORY RACING	24	119	5	-	-	4	2	18														

These data/results cannot be reproduced, stored and/or transmitted in whole or in part by any manner of electronic, mechanical, photocopying, recording, broadcasting or otherwise now known or herein after developed without the previous express consent by the copyright owner, except for reproduction in daily press and regular printed publications on sale to the public within 60 days of the event related to those data/results and always provided that copyright symbol appears together as follows below.
© DORNA, 2021

Official MotoGP Timing by **TISSOT**
www.motogp.com





Results and timing service provided by TISSOT

MotoGP™

SHARK GRAND PRIX DE FRANCE

Race

Fastest Lap of Each Rider

32

	Rider	Nation	Team	Motorcycle	Time	Lap Total	Gap
1	20 Fabio QUARTARARO	FRA	Monster Energy Yamaha MotoGP	YAMAHA	1'33.048	2 27	
2	12 Maverick VIÑALES	SPA	Monster Energy Yamaha MotoGP	YAMAHA	1'33.108	2 27	0.060 0.060
3	42 Alex RINS	SPA	Team SUZUKI ECSTAR	SUZUKI	1'33.154	3 12	0.106 0.046
4	93 Marc MARQUEZ	SPA	Repsol Honda Team	HONDA	1'33.427	3 17	0.379 0.273
5	30 Takaaki NAKAGAMI	JPN	LCR Honda IDEMITSU	HONDA	1'33.506	2 27	0.458 0.079
6	43 Jack MILLER	AUS	Ducati Lenovo Team	DUCATI	1'33.609	3 27	0.561 0.103
7	44 Po ESPARGARO	SPA	Repsol Honda Team	HONDA	1'33.643	3 27	0.595 0.034
8	5 Johann ZARCO	FRA	Pramac Racing	DUCATI	1'33.750	3 27	0.702 0.107
9	36 Joan MIR	SPA	Team SUZUKI ECSTAR	SUZUKI	1'33.750	2 4	0.702
10	88 Miguel OLIVEIRA	POR	Red Bull KTM Factory Racing	KTM	1'33.753	2 12	0.705 0.003
11	27 Iker LECUONA	SPA	Tech 3 KTM Factory Racing	KTM	1'33.886	3 27	0.838 0.133
12	9 Danilo PETRUCCI	ITA	Tech 3 KTM Factory Racing	KTM	1'33.929	3 27	0.881 0.043
13	41 Aleix ESPARGARO	SPA	Aprilia Racing Team Gresini	APRILIA	1'33.968	2 15	0.920 0.039
14	46 Valentino ROSSI	ITA	Petronas Yamaha SRT	YAMAHA	1'34.077	3 27	1.029 0.109
15	10 Luca MARINI	ITA	SKY VR46 Avintia	DUCATI	1'34.506	3 27	1.458 0.429
16	73 Alex MARQUEZ	SPA	LCR Honda CASTROL	HONDA	1'34.606	3 27	1.558 0.100
17	23 Enea BASTIANINI	ITA	Avintia Esponsorama	DUCATI	1'34.628	3 27	1.580 0.022
18	33 Brad BINDER	RSA	Red Bull KTM Factory Racing	KTM	1'34.776	3 27	1.728 0.148
19	63 Francesco BAGNAIA	ITA	Ducati Lenovo Team	DUCATI	1'34.809	3 27	1.761 0.033
20	32 Lorenzo SAVADORI	ITA	Aprilia Racing Team Gresini	APRILIA	1'34.890	3 11	1.842 0.081
21	53 Tito RABAT	SPA	Pramac Racing	DUCATI	1'35.507	2 27	2.459 0.617
22	21 Franco MORBIDELLI	ITA	Petronas Yamaha SRT	YAMAHA	1'43.803	22 23	10.755 8.296

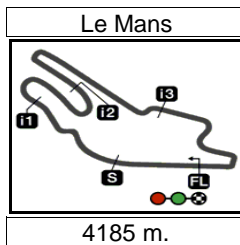
These data/results cannot be reproduced, stored and/or transmitted in whole or in part by any manner of electronic, mechanical, photocopying, recording, broadcasting or otherwise now known or herein after developed without the previous express consent by the copyright owner, except for reproduction in daily press and regular printed publications on sale to the public within 60 days of the event related to those data/results and always provided that copyright symbol appears together as follows below.

© DORNA, 2021

Official MotoGP Timing by TISSOT
www.motogp.com

Le Mans, Sunday, May 16, 2021





Results and timing service provided by **TISSOT**

MotoGP™

SHARK GRAND PRIX DE FRANCE

After the Race

Event Best Maximum Speed

33



<i>Rider</i>	<i>Nation Team</i>	<i>Motorcycle</i>	<i>Km/h</i>
73 Alex MARQUEZ	SPA LCR Honda CASTROL	HONDA	323.7 Free Practice Nr. 4
5 Johann ZARCO	FRA Pramac Racing	DUCATI	322.7 Race
44 Po EspARGARO	SPA Repsol Honda Team	HONDA	321.6 Free Practice Nr. 4
43 Jack MILLER	AUS Ducati Lenovo Team	DUCATI	321.6 Qualifying Nr. 2
30 Takaaki NAKAGAMI	JPN LCR Honda IDEMITSU	HONDA	320.6 Qualifying Nr. 2
63 Francesco BAGNAIA	ITA Ducati Lenovo Team	DUCATI	320.6 Free Practice Nr. 4
10 Luca MARINI	ITA SKY VR46 Avintia	DUCATI	319.6 Race
36 Joan MIR	SPA Team SUZUKI ECSTAR	SUZUKI	318.5 Free Practice Nr. 4
42 Alex RINS	SPA Team SUZUKI ECSTAR	SUZUKI	317.5 Race
93 Marc MARQUEZ	SPA Repsol Honda Team	HONDA	317.5 Race
23 Enea BASTIANINI	ITA Avintia Esponsorama	DUCATI	316.5 Free Practice Nr. 4
33 Brad BINDER	RSA Red Bull KTM Factory Racing	KTM	315.5 Race
27 Iker LECUONA	SPA Tech 3 KTM Factory Racing	KTM	315.5 Race
20 Fabio QUARTARARO	FRA Monster Energy Yamaha MotoGP	YAMAHA	315.5 Free Practice Nr. 2
41 Aleix ESPARGARO	SPA Aprilia Racing Team Gresini	APRILIA	315.5 Free Practice Nr. 2
46 Valentino ROSSI	ITA Petronas Yamaha SRT	YAMAHA	314.5 Race
88 Miguel OLIVEIRA	POR Red Bull KTM Factory Racing	KTM	314.5 Free Practice Nr. 4
12 Maverick VIÑALES	SPA Monster Energy Yamaha MotoGP	YAMAHA	314.5 Free Practice Nr. 4
53 Tito RABAT	SPA Pramac Racing	DUCATI	312.6 Free Practice Nr. 4
9 Danilo PETRUCCI	ITA Tech 3 KTM Factory Racing	KTM	310.6 Race
21 Franco MORBIDELLI	ITA Petronas Yamaha SRT	YAMAHA	310.6 Free Practice Nr. 2
32 Lorenzo SAVADORI	ITA Aprilia Racing Team Gresini	APRILIA	309.6 Free Practice Nr. 4

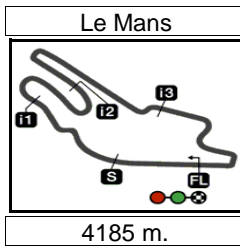
These data/results cannot be reproduced, stored and/or transmitted in whole or in part by any manner of electronic, mechanical, photocopying, recording, broadcasting or otherwise now known or herein after developed without the previous express consent by the copyright owner, except for reproduction in daily press and regular printed publications on sale to the public within 60 days of the event related to those data/results and always provided that copyright symbol appears together as follows below.

© DORNA, 2021

Official MotoGP Timing by **TISSOT**
www.motogp.com

Le Mans, Sunday, May 16, 2021





Results and timing service provided by TISSOT

MotoGP™

SHARK GRAND PRIX DE FRANCE

Race

Chronological Analysis of Performances

34

* Lap / Sector time cancelled

T1 Time from finish line to 1st intermediate

T3 Time from 2nd intermed. to 3rd intermed.

P Crossing the finish line in pit lane

T2 Time from 1st intermed. to 2nd intermed.

T4 Time from 3rd intermediate to finish line

** Tyre data subject to further updates

Lap	Lap Time	T1	T2	T3	T4	Speed	Lap	Lap Time	T1	T2	T3	T4	Speed
1st	43	Jack MILLER		DUCATI		AUS	Run # 2	Front Tyre	Wet-Medium	Rear Tyre	Wet-Medium		
		Ducati Lenovo Team						New Tyre		New Tyre			
		Runs=2	Total laps=27	Full laps=24									
Run # 1	Front Tyre	Slick-Soft	Rear Tyre	Slick-Soft									
		New Tyre		New Tyre									
1	1'35.786	23.763	21.434	25.818	24.771	234.0	6	2'32.080	33.952	27.036	31.810	30.712	
2	1'33.627	21.388	21.651	25.888	24.700	318.5	7	1'51.195	25.369	25.802	30.511	29.513	282.4
3	1'33.609	21.263	21.174	25.812	25.360	318.5	8	1'48.754	24.611	24.919	29.773	29.451	298.5
4	1'37.809	22.421	22.285	27.052	26.051	319.6	9	1'46.989	24.733	24.554	29.154	28.548	300.3
5	1'56.677	P 22.976	22.350	29.837	41.514	280.9	10	1'46.792	24.366	24.524	29.416	28.486	304.0
Run # 2	Front Tyre	Wet-Medium	Rear Tyre	Wet-Soft									
		New Tyre		New Tyre									
		9 Laps at start											
6	2'29.648	33.472	26.060	30.855	29.316		11	1'47.012	24.394	24.524	29.398	28.696	299.4
7	1'47.368	24.606	24.709	29.465	28.588	268.7	12	1'46.372	24.232	24.354	29.328	28.458	298.5
8	1'46.786	24.286	24.574	29.216	28.710	291.5	13	1'45.824	24.137	24.137	29.323	28.227	304.0
9	1'48.621	24.205	24.356	31.464	28.596	291.5	14	1'45.561	24.188	24.043	29.188	28.142	304.0
10	1'47.309	23.929	24.141	30.835	28.404	305.8	15	1'44.458	24.133	24.105	28.711	27.509	294.1
11	1'45.560	23.835	24.164	29.131	28.430	304.9	16	1'43.445	23.680	23.975	28.543	27.247	304.0
12	1'46.241	24.268	24.066	29.284	28.623	299.4	17	1'43.380	23.889	24.012	28.328	27.151	305.8
13	1'46.556	24.114	24.138	29.545	28.759	303.1	18	1'42.904	23.627	23.896	28.389	26.992	303.1
14	1'45.935	24.122	24.078	29.399	28.336	304.0	19	1'42.570	23.584	23.893	28.176	26.917	304.0
15	1'46.120	24.132	24.243	29.380	28.365	307.7	20	1'42.469	23.715	23.754	28.062	26.938	307.7
16	1'45.645	23.991	24.151	29.506	27.997	302.1	21	1'42.175	23.388	23.661	27.885	27.241	304.0
17	1'44.932	23.981	24.094	29.110	27.747	301.2	22	1'41.831	23.145	23.777	27.954	26.955	305.8
18	1'44.510	24.226	24.017	28.839	27.428	279.3	23	1'41.462	22.980	23.664	27.918	26.900	310.6
19	1'43.803	23.838	24.099	28.619	27.247	298.5	24	1'41.638	22.819	23.757	28.120	26.942	308.7
20	1'43.506	23.685	24.038	28.513	27.270	307.7	25	1'41.010	22.743	23.646	27.860	26.761	307.7
21	1'43.150	23.648	24.218	28.323	26.961	301.2	26	1'41.027	22.707	23.514	28.048	26.758	305.8
22	1'42.678	23.328	24.040	28.277	27.033	309.6	27	1'42.034	22.812	23.621	28.138	27.463	308.7
23	1'42.024	23.018	23.966	28.061	26.979	305.8							
24	1'42.539	23.027	23.754	28.738	27.020	304.9							
25	1'41.441	22.943	23.677	27.936	26.885	305.8							
26	1'41.067	22.870	23.633	27.728	26.836	311.6							
27	1'42.526	23.010	23.623	28.124	27.769	303.1							

3rd	20	Fabio QUARTARARO		YAMAHA		FRA
		Monster Energy Yamaha MotoGP				
		Runs=2	Total laps=27	Full laps=24		
Run # 1	Front Tyre	Slick-Soft	Rear Tyre	Slick-Soft		
		New Tyre		New Tyre		
1	1'36.609	24.193	21.658	26.058	24.700	222.0
2	1'33.048	21.396	21.319	25.833	24.500	312.6
3	1'33.542	21.376	21.230	25.852	25.084	310.6
4	1'37.819	22.222	22.259	27.194	26.144	312.6
5	1'48.526	P 22.623	22.102	29.422	34.379	295.0

2nd	5	Johann ZARCO		DUCATI		FRA
		Pramac Racing				
		Runs=2	Total laps=27	Full laps=24		
Run # 1	Front Tyre	Slick-Soft	Rear Tyre	Slick-Soft		
		New Tyre		New Tyre		
1	1'39.515	25.314	21.963	26.370	25.868	229.7
2	1'34.431	21.933	21.376	26.149	24.973	306.8
3	1'33.750	21.462	21.251	25.919	25.118	313.5
4	1'40.537	22.309	22.698	27.863	27.667	322.7
5	2'00.228	P 24.862	25.642	34.251	35.473	281.6

Fastest Lap:	Fabio QUARTARARO	Monster Energy Yama	FRA	1'33.048	21.396	21.319	25.833	24.500
---------------------	------------------	---------------------	-----	-----------------	--------	--------	--------	--------

These data/results cannot be reproduced, stored and/or transmitted in whole or in part by any manner of electronic, mechanical, photocopying, recording, broadcasting or otherwise now known or herein after developed without the previous express consent by the copyright owner, except for reproduction in daily press and regular printed publications on sale to the public within 60 days of the event related to those data/results and always provided that copyright symbol appears together as follows below.
© DORNA, 2021



Race

MotoGP

Lap	Lap Time	T1	T2	T3	T4	Speed	Lap	Lap Time	T1	T2	T3	T4	Speed			
14	1'46.240	24.356	24.284	29.303	28.297	299.4	2	1'34.791	21.803	21.675	26.387	24.926	309.6			
15	1'45.938	24.268	24.277	29.212	28.181	295.0	3	1'33.929	21.344	21.357	26.254	24.974	310.6			
16	1'45.698	24.337	24.221	29.143	27.997	299.4	4	1'39.046	21.983	22.130	27.892	27.041	310.6			
17	1'45.314	24.322	24.222	28.952	27.818	295.0	5	1'58.329 P	24.772	24.897	33.371	35.289	282.4			
18	1'44.759	24.230	24.216	28.812	27.501	290.7	Run # 2						Front Tyre	Wet-Medium	Rear Tyre	Wet-Medium
19	1'44.309	24.091	24.101	28.684	27.433	301.2							New Tyre	New Tyre		
20	1'44.329	23.798	24.297	28.816	27.418	295.0	6	2'38.440	34.542	27.468	33.692	30.635				
21	1'44.186	23.752	24.324	28.593	27.517	299.4	7	1'51.739	25.348	25.942	31.065	29.384	293.2			
22	1'44.163	23.936	24.167	28.610	27.450	297.6	8	1'49.059	24.754	24.820	30.282	29.203	290.7			
23	1'43.674	23.669	24.097	28.477	27.431	289.0	9	1'47.492	24.373	24.468	29.875	28.776	297.6			
24	1'43.463	23.499	24.028	28.553	27.383	296.7	10	1'46.801	24.120	24.445	29.658	28.578	297.6			
25	1'42.836	23.399	23.906	28.358	27.173	304.0	11	1'46.510	24.113	24.232	29.538	28.627	298.5			
26	1'42.526	23.324	23.842	28.166	27.194	303.1	12	1'46.165	24.080	24.089	29.395	28.601	295.9			
27	1'42.897	23.350	23.799	28.372	27.376	287.3	13	1'46.692	24.555	24.371	29.573	28.193	294.1			

4th **63** **Francesco BAGNAIA** DUCATI ITA
Ducati Lenovo Team

Runs=2 Total laps=27 Full laps=23

Run #	1	Front Tyre	Slick-Soft	Rear Tyre	Slick-Soft	Speed
			New Tyre			
1	1'40.647	26.090	22.318	26.893	25.346	237.9
2	1'36.114 *	21.948	21.609	27.048	25.509*	295.0
3	1'34.809	21.718	21.344	26.514	25.233	311.6
4	1'39.228	22.701	22.033	27.959	26.535	311.6
5	1'55.721 P	24.133	24.125	33.335	34.128	261.0

Run #	2	Front Tyre	missing data	Rear Tyre	missing data	Speed
			Laps at start	1 Laps at start		
6	2'36.682	34.282	30.866	31.967	30.262	
7	1'52.001	25.609	25.646	31.034	29.712	273.9
8	1'49.649	24.746	25.116	30.277	29.510	289.0
9	1'50.778	24.420	24.840	32.681	28.837	295.0
10	1'50.030	24.189	24.429	32.575	28.837	289.8
11	1'47.196	24.322	24.604	29.750	28.520	294.1
12	1'47.402	24.080	24.219	30.785	28.318	293.2
13	1'45.959	24.148	24.199	29.554	28.058	298.5
14	1'45.121	24.163	24.056	29.199	27.703	303.1
15	1'44.613	23.688	24.045	29.126	27.754	304.9
16	1'43.963	23.844	24.081	28.844	27.194	304.0
17	1'43.896	23.754	24.031	28.863	27.248	309.6
18	1'43.184	23.862	23.862	28.476	26.984	296.7
19	1'42.875	23.718	24.019	28.404	26.734	306.8
20	1'42.119	23.507	23.893	28.090	26.629	311.6
21	1'42.386	23.179	24.086	28.338	26.783	314.5
22	1'42.303	23.187	23.939	28.343	26.834	293.2
23	1'42.027	23.135	23.916	28.109	26.867	303.1
24	1'41.491	23.032	23.870	28.001	26.588	309.6
25	1'40.778	23.021	23.539	27.709	26.509	309.6
26	1'40.459	22.780	23.604	27.568	26.507	312.6
27	1'40.214	22.773	23.469	27.597	26.375	312.6

5th **9** **Danilo PETRUCCI** KTM ITA
Tech 3 KTM Factory Racing

Runs=2 Total laps=27 Full laps=24

Run #	1	Front Tyre	Slick-Soft	Rear Tyre	Slick-Soft	Speed
			New Tyre			
1	1'40.429	25.956	22.380	26.585	25.508	242.6

6th **73** **Alex MARQUEZ** HONDA SPA
LCR Honda CASTROL

Runs=2 Total laps=27 Full laps=24

Run #	1	Front Tyre	Slick-Soft	Rear Tyre	Slick-Soft	Speed
			New Tyre			
1	1'40.183	25.865	22.176	26.674	25.468	249.9
2	1'36.273	21.901	21.662	27.017	25.693	311.6
3	1'34.606	21.609	21.464	26.142	25.391	314.5
4	1'38.914	22.281	22.697	27.568	26.368	301.2
5	1'58.670 P	24.423	25.586	33.579	35.082	277.0

Run #	2	Front Tyre	Wet-Medium	Rear Tyre	Wet-Soft	Speed
			New Tyre			
6	2'33.339	34.392	27.198	31.608	30.231	
7	1'50.176	25.182	25.420	30.206	29.368	287.3
8	1'48.848	24.484	25.051	29.672	29.641	293.2
9	1'47.699	24.623	24.683	29.481	28.912	297.6
10	1'47.624	24.472	24.625	29.616	28.911	292.4
11	1'46.917	24.419	24.477	29.413	28.608	293.2
12	1'46.628	24.115	24.478	29.428	28.607	294.1
13	1'46.411	24.339	24.357	29.387	28.328	294.1
14	1'45.924	24.302	24.399	29.198	28.025	296.7
15	1'45.243	23.949	24.259	29.028	28.007	298.5
16	1'44.951	24.139	24.226	28.970	27.616	296.7
17	1'45.077	24.041	24.090	29.043	27.903	301.2
18	1'44.398	23.954	24.120	28.839	27.485	296.7
19	1'44.322	23.775	24.143	28.910	27.494	305.8
20	1'43.929	23.725	24.181	28.659	27.364	302.1

Fastest Lap: Fabio QUARTARARO Monster Energy Yama FRA **1'33.048** 21.396 21.319 25.833 24.500

These data/results cannot be reproduced, stored and/or transmitted in whole or in part by any manner of electronic, mechanical, photocopying, recording, broadcasting or otherwise now known or herein after developed without the previous express consent by the copyright owner, except for reproduction in daily press and regular printed publications on sale to the public within 60 days of the event related to those data/results and always provided that copyright symbol appears together as follows below.
© DORNA, 2021



Race

MotoGP

Lap	Lap Time	T1	T2	T3	T4	Speed	Lap	Lap Time	T1	T2	T3	T4	Speed
21	1'43.450	23.577	24.288	28.419	27.166	305.8	7	1'50.010	25.245	25.304	30.172	29.289	297.6
22	1'42.780	23.288	23.981	28.342	27.169	304.0	8	1'48.803	24.747	24.878	29.685	29.493	295.9
23	1'42.296	23.097	23.855	28.289	27.055	302.1	9	1'48.350	24.780	24.930	29.813	28.827	297.6
24	1'43.046	23.466	23.960	28.180	27.440	295.9	10	1'47.953	24.663	24.601	29.811	28.878	302.1
25	1'42.208	23.174	23.873	28.064	27.097	301.2	11	1'47.327	24.595	24.524	29.587	28.621	295.9
26	1'42.111	22.954	23.813	28.167	27.177	307.7	12	1'47.521	24.455	24.519	29.879	28.668	303.1
27	1'42.959	23.182	23.953	28.439	27.385	310.6	13	1'47.631	24.866	24.583	29.709	28.473	298.5

7th **30** **Takaaki NAKAGAMI** HONDA JPN
LCR Honda IDEMITSU

Runs=2 Total laps=27 Full laps=23

Run #	1	Front Tyre	Slick-Soft	Rear Tyre	Slick-Soft	Speed
		New Tyre		New Tyre		
1	1'37.874	24.419	21.810	26.722	24.923	236.8
2	1'33.506	21.615	21.312	25.903	24.676	317.5
3	1'33.587	21.214	21.264	25.913	25.196	314.5
4	1'41.341 *	21.994	22.489	28.546*	28.312	312.6
5	2'00.437 P	24.332*	25.737	34.164	36.204	292.4

Run #	2	Front Tyre	Wet-Medium	Rear Tyre	Wet-Soft	Speed
		1 Laps at start		1 Laps at start		
6	2'31.524	34.188	26.368	31.124	29.757	
7	1'49.336	24.658	25.342	30.339	28.997	294.1
8	1'48.253	24.620	24.590	29.730	29.313	289.8
9	1'47.394	24.401	24.649	29.652	28.692	288.2
10	1'48.431	24.475	24.478	30.657	28.821	287.3
11	1'47.027	24.416	24.373	29.620	28.618	292.4
12	1'46.937	24.435	24.269	29.709	28.524	295.0
13	1'46.654	24.440	24.220	29.512	28.482	292.4
14	1'46.559	24.429	24.273	29.547	28.310	295.9
15	1'46.811	24.756	24.314	29.936	27.805	297.6
16	1'45.667	24.338	24.151	29.403	27.775	298.5
17	1'45.707	24.404	24.113	29.462	27.728	301.2
18	1'44.486	24.171	23.985	28.924	27.406	301.2
19	1'44.926	23.980	24.069	29.286	27.591	298.5
20	1'44.662	24.152	24.019	28.832	27.659	299.4
21	1'43.976	23.753	24.115	28.960	27.148	289.8
22	1'43.193	23.501	24.007	28.591	27.094	305.8
23	1'42.979	23.488	23.975	28.403	27.113	301.2
24	1'42.934	23.519	23.837	28.487	27.091	297.6
25	1'42.883	23.263	23.707	28.716	27.197	294.1
26	1'43.930	23.579	23.925	28.883	27.543	295.0
27	1'44.623	23.560	23.994	29.194	27.875	294.1

8th **44** **Po Espargaro** HONDA SPA
Repsol Honda Team

Runs=2 Total laps=27 Full laps=24

Run #	1	Front Tyre	Slick-Soft	Rear Tyre	Slick-Soft	Speed
		New Tyre		New Tyre		
1	1'39.607	24.632	21.799	26.396	26.780	241.4
2	1'34.190	21.655	21.446	26.144	24.945	318.5
3	1'33.643	21.351	21.290	25.916	25.086	320.6
4	1'40.962	22.797	22.800	28.274	27.091	312.6
5	2'02.293 P	25.089	25.763	35.135	36.306	284.1

Run #	2	Front Tyre	Wet-Medium	Rear Tyre	Wet-Soft	Speed
		1 Laps at start		New Tyre		
6	2'31.918	33.396	26.542	31.290	29.968	

9th **27** **Iker Lecuona** KTM SPA
Tech 3 KTM Factory Racing

Runs=2 Total laps=27 Full laps=23

Run #	1	Front Tyre	Slick-Soft	Rear Tyre	Slick-Soft	Speed
		New Tyre		New Tyre		
1	1'39.817	25.799	21.966	26.533	25.519	243.2
2	1'34.385	21.876	21.341	26.228	24.940	312.6
3	1'33.886	21.408	21.282	26.099	25.097	315.5
4	1'39.730	22.282	22.522	27.778	27.148	311.6
5	1'59.465 P	25.033	24.994	34.184	35.254	279.3

Run #	2	Front Tyre	Wet-Medium	Rear Tyre	Wet-Medium	Speed
		New Tyre		New Tyre		
6	2'53.086	34.893	44.154	32.389	31.119	
7	1'51.973	25.803	25.868	30.703	29.599	281.6
8	1'49.119	24.583	25.161	30.170	29.205	291.5
9	1'48.382	24.448	24.807	30.119	29.008	292.4
10	1'48.937 *	24.607	24.509	29.556*	30.265	292.4
11	1'47.226	24.410	24.455	29.696	28.665	297.6
12	1'48.104	24.461	24.461	30.489	28.693	295.0
13	1'46.912	24.726	24.343	29.524	28.319	295.0
14	1'45.588	24.417	24.057	29.151	27.963	302.1
15	1'45.850	24.485	23.986	29.343	28.036	295.9
16	1'45.724	24.846	23.916	29.334	27.628	299.4
17	1'44.087	24.014	23.826	28.882	27.365	299.4
18	1'43.448	23.884	23.971	28.555	27.038	296.7
19	1'43.133	23.660	23.977	28.424	27.072	304.0
20	1'42.505	23.539	23.770	28.225	26.971	300.3
21	1'42.137	23.296	23.768	28.087	26.986	304.0
22	1'42.137	23.168	23.731	28.250	26.988	304.0
23	1'42.238	23.138	23.943	28.235	26.922	304.9
24	1'41.796	22.997	23.585	28.352	26.862	305.8
25	1'42.168	22.968	23.786	28.298	27.116	307.7
26	1'41.880	22.943	23.601	28.254	27.082	305.8
27	1'42.192	23.066	23.606	28.307	27.213	304.9

Fastest Lap: Fabio QUARTARARO Monster Energy Yama FRA **1'33.048** 21.396 21.319 25.833 24.500

These data/results cannot be reproduced, stored and/or transmitted in whole or in part by any manner of electronic, mechanical, photocopying, recording, broadcasting or otherwise now known or herein after developed without the previous express consent by the copyright owner, except for reproduction in daily press and regular printed publications on sale to the public within 60 days of the event related to those data/results and always provided that copyright symbol appears together as follows below.
© DORNA, 2021



Race

MotoGP

Lap	Lap Time	T1	T2	T3	T4	Speed	Lap	Lap Time	T1	T2	T3	T4	Speed
10th 12 Maverick VIÑALES YAMAHA SPA Monster Energy Yamaha MotoGP							14	1'46.864	24.634	24.374	29.760	28.096	291.5
Runs=2 Total laps=27 Full laps=23							15	1'46.641	24.524	24.341	29.620	28.156	291.5
Run #	1	Front Tyre	Slick-Soft	Rear Tyre	Slick-Soft		16	1'46.256	24.510	24.514	29.335	27.897	297.6
			New Tyre		New Tyre		17	1'45.824	24.349	24.383	29.443	27.649	295.9
1	1'36.022	23.946	21.520	25.821	24.735	228.1	18	1'45.093	24.223	24.537	29.034	27.299	296.7
2	1'33.108	21.263	21.388	25.757	24.700	311.6	19	1'45.124	24.418	24.343	28.991	27.372	296.7
3	1'33.732	21.334	21.194	25.848	25.356	309.6	20	1'45.209	24.304	24.607	28.988	27.310	298.5
4	1'41.579 *	22.885	23.101	27.593*	28.000	307.7	21	1'44.562	23.846	24.762	28.657	27.297	295.9
5	2'02.316 P	24.662	25.539	34.619	37.496	286.5	22	1'43.840	23.677	24.344	28.653	27.166	298.5
Run #	2	Front Tyre	Wet-Soft	Rear Tyre	Wet-Soft		23	1'43.727	23.616	24.427	28.600	27.084	298.5
			New Tyre		New Tyre		24	1'42.991	23.294	24.061	28.460	27.176	298.5
6	2'35.358	34.811	27.245	31.915	29.941		25	1'43.175	23.416	23.941	28.441	27.377	302.1
7	1'50.744	25.910	25.229	30.391	29.214	285.7	26	1'43.027	23.168	24.084	28.612	27.163	304.0
8	1'49.565	24.919	24.767	29.845	30.034	290.7	27	1'43.668	23.167	24.320	28.688	27.493	301.2
9	1'48.625	25.286	24.627	29.713	28.999	294.1	12th 10 Luca MARINI DUCATI ITA SKY VR46 Avintia						
10	1'47.685	24.782	24.450	29.664	28.789	291.5	Runs=2 Total laps=27 Full laps=24						
11	1'47.866	24.566	24.493	29.718	29.089	294.1	Run #	1	Front Tyre	Slick-Soft	Rear Tyre	Slick-Soft	
12	1'48.242	24.934	24.679	29.987	28.642	284.9				New Tyre		New Tyre	
13	1'47.224	24.552	24.345	29.713	28.614	295.0	1	1'40.528	25.892	22.289	27.042	25.305	241.4
14	1'46.772	24.661	24.273	29.556	28.282	293.2	2	1'35.146	21.965	21.567	26.581	25.033	303.1
15	1'46.063	24.563	24.288	29.401	27.811	296.7	3	1'34.506	21.512	21.414	26.273	25.307	319.6
16	1'45.794	24.409	24.295	29.255	27.835	299.4	4	1'40.877	22.744	22.801	28.105	27.227	306.8
17	1'45.757	24.573	24.363	29.076	27.745	300.3	5	2'03.443 P	25.286	25.394	35.140	37.623	245.6
18	1'45.190	24.448	24.359	28.835	27.548	297.6	Run #	2	Front Tyre	Wet-Medium	Rear Tyre	Wet-Medium	
19	1'45.118	24.104	24.412	28.983	27.619	299.4				New Tyre		New Tyre	
20	1'44.245	23.918	24.219	28.720	27.388	300.3	6	2'38.043	35.810	28.157	32.683	31.338	
21	1'44.537	23.930	24.465	28.681	27.461	300.3	7	1'53.156	26.291	26.176	31.042	29.647	267.3
22	1'43.811	23.563	24.290	28.621	27.337	294.1	8	1'50.520	25.229	25.305	30.206	29.780	282.4
23	1'43.863	23.518	24.219	28.565	27.561	301.2	9	1'48.852	25.018	24.840	29.969	29.025	284.9
24	1'43.753	23.559	24.153	28.527	27.514	299.4	10	1'49.128	25.080	24.991	30.026	29.031	289.0
25	1'43.783	23.327	24.122	28.786	27.548	299.4	11	1'48.115	24.856	24.781	29.633	28.845	283.2
26	1'42.616	23.118	24.010	28.381	27.107	302.1	12	1'48.551	24.775	24.561	30.654	28.561	290.7
27	1'42.682	23.081	23.729	28.343	27.529	302.1	13	1'47.817	25.012	24.601	29.648	28.556	288.2
11th 46 Valentino ROSSI YAMAHA ITA Petronas Yamaha SRT							14	1'47.341	24.932	24.503	29.667	28.239	284.9
Runs=2 Total laps=27 Full laps=24							15	1'46.250	24.644	24.318	29.302	27.986	282.4
Run #	1	Front Tyre	Slick-Soft	Rear Tyre	Slick-Soft		16	1'45.647	24.660	24.222	29.059	27.706	290.7
			New Tyre		New Tyre		17	1'45.250	24.311	24.247	29.180	27.512	294.1
1	1'39.904	24.831	21.739	26.610	26.724	234.6	18	1'45.261	24.113	24.497	28.992	27.659	295.0
2	1'34.477	21.931	21.474	26.209	24.863	311.6	19	1'44.876	24.247	24.241	29.027	27.361	289.0
3	1'34.077	21.443	21.447	26.039	25.148	314.5	20	1'43.882	24.141	23.948	28.514	27.279	298.5
4	1'40.399	22.677	22.624	27.828	27.270	305.8	21	1'42.950	23.857	23.803	28.372	26.918	294.1
5	2'01.496 P	24.946	25.587	34.782	36.181	278.5	22	1'42.772	23.456	23.918	28.390	27.008	300.3
Run #	2	Front Tyre	Wet-Soft	Rear Tyre	Wet-Soft		23	1'43.082	23.661	23.989	28.332	27.100	303.1
			New Tyre		New Tyre		24	1'43.067	23.732	23.677	28.403	27.255	297.6
6	2'33.038	34.174	27.140	30.887	29.415		25	1'42.374	23.529	23.722	28.336	26.787	295.9
7	1'49.949	25.123	25.197	30.349	29.280	289.0	26	1'42.487	23.435	23.653	28.392	27.007	301.2
8	1'48.843	24.678	24.620	30.131	29.414	298.5	27	1'43.960	23.654	24.040	28.742	27.524	294.1
9	1'48.075	24.882	24.499	29.786	28.908	301.2	13th 33 Brad BINDER KTM RSA Red Bull KTM Factory Racing						
10	1'48.003	24.617	24.583	29.934	28.869	293.2	Runs=2 Total laps=27 Full laps=24						
11	1'48.221	24.699	24.431	29.949	29.142	293.2	Run #	1	Front Tyre	Slick-Soft	Rear Tyre	Slick-Soft	
12	1'47.664	24.841	24.356	29.803	28.664	286.5				New Tyre		New Tyre	
13	1'47.524	24.654	24.382	29.859	28.629	293.2	1	1'41.225	26.296	22.336	27.391	25.202	251.1

Fastest Lap: Fabio QUARTARARO Monster Energy Yama FRA **1'33.048** 21.396 21.319 25.833 24.500

These data/results cannot be reproduced, stored and/or transmitted in whole or in part by any manner of electronic, mechanical, photocopying, recording, broadcasting or otherwise now known or herein after developed without the previous express consent by the copyright owner, except for reproduction in daily press and regular printed publications on sale to the public within 60 days of the event related to those data/results and always provided that copyright symbol appears together as follows below.
© DORNA, 2021



Race

MotoGP

Lap	Lap Time	T1	T2	T3	T4	Speed	Lap	Lap Time	T1	T2	T3	T4	Speed
2	1'35.406	21.691	21.587	26.467	25.661	315.5	21	1'43.441	23.590	24.038	28.552	27.261	301.2
3	1'34.776	21.602	21.457	26.266	25.451	312.6	22	1'43.274	23.625	23.911	28.436	27.302	301.2
4	1'40.211	22.784	22.565	28.078	26.784	315.5	23	1'42.815	23.304	23.858	28.325	27.328	296.7
5	2'04.599 P	25.654	25.368	36.063	37.514	249.3	24	1'41.937	23.166	23.561	28.158	27.052	305.8
Run #	2	Front Tyre	Wet-Medium	Rear Tyre	Wet-Soft		25	1'41.402	22.921	23.527	28.072	26.882	309.6
		New Tyre	New Tyre				26	1'41.096	22.858	23.422	28.012	26.804	304.0
6	2'36.522	35.134	26.739	31.434	30.975		27	1'40.814	22.884	23.370	27.772	26.788	305.8
7	1'51.861	26.321	25.714	30.547	29.279	270.9							
8	1'49.206	25.046	24.889	30.129	29.142	282.4							
9	1'50.166	24.945	24.698	31.475	29.048	280.9							
10	1'48.427	24.948	24.511	30.047	28.921	285.7							
11	1'48.203	24.756	24.601	30.026	28.820	281.6							
12	1'49.736	24.643	24.505	31.520	29.068	283.2							
13	1'48.074	24.996	24.478	30.154	28.446	280.1							
14	1'47.580	24.886	24.374	29.795	28.525	289.8							
15	1'47.972	25.302	24.343	29.793	28.534	280.1							
16	1'46.200	24.565	24.138	29.309	28.188	286.5							
17	1'45.975	24.342	24.243	29.152	28.238	292.4							
18	1'46.268	24.563	24.330	29.257	28.118	297.6							
19	1'45.224	24.542	24.264	28.729	27.689	293.2							
20	1'44.616	24.581	24.099	28.467	27.469	296.7							
21	1'44.553	24.390	24.174	28.469	27.520	295.0							
22	1'43.877	23.973	24.031	28.556	27.317	289.8							
23	1'43.308	23.792	24.035	28.231	27.250	295.9							
24	1'43.478	23.720	23.899	28.550	27.309	297.6							
25	1'42.747	23.527	23.693	28.251	27.276	302.1							
26	1'42.123	23.349	23.640	28.073	27.061	296.7							
27	1'42.517	23.463	23.582	28.417	27.055	296.7							

15th **53** **Tito RABAT** DUCATI SPA
Pramac Racing

Runs=2 Total laps=27 Full laps=24

Run #	1	Front Tyre	Slick-Soft	Rear Tyre	Slick-Soft	
		New Tyre	New Tyre			
1	1'41.666	26.168	22.315	27.431	25.752	247.4
2	1'35.507	21.872	21.736	26.570	25.329	310.6
3	1'36.131	22.208	21.588	26.366	25.969	295.9
4	1'39.585	22.380	22.534	27.716	26.955	299.4
5	2'07.283 P	26.108	26.978	36.353*	37.844	271.7

Run #	2	Front Tyre	Wet-Medium	Rear Tyre	Wet-Medium	
		New Tyre	New Tyre			
6	2'40.745	35.009	28.925	33.228	32.143	
7	1'54.037	26.222	26.391	31.354	30.070	281.6
8	1'53.378	25.564	26.115	30.783	30.916	289.0
9	1'52.451	25.639	25.821	30.969	30.022	288.2
10	1'51.940	25.867	25.853	30.447	29.773	289.8
11	1'49.730	25.132	25.051	30.215	29.332	296.7
12	1'48.808	24.901	24.894	30.370	28.643	297.6
13	1'48.245	24.918	24.810	29.736	28.781	304.9
14	1'47.502	24.649	24.748	29.640	28.465	289.8
15	1'45.776	24.362	24.376	29.334	27.704	300.3
16	1'44.968	24.236	24.215	28.937	27.580	303.1
17	1'44.785	24.546	24.223	28.904	27.112	303.1
18	1'44.514	24.353	24.231	28.856	27.074	302.1
19	1'44.169	24.129	24.241	28.629	27.170	304.0
20	1'44.156	24.399	24.148	28.690	26.919	308.7
21	1'43.523	24.027	24.277	28.251	26.968	304.0
22	1'42.947	23.879	24.050	27.989	27.029	297.6
23	1'43.116	24.240	24.112	27.976	26.788	300.3
24	1'42.193	23.596	23.725	28.104	26.768	304.0
25	1'42.661	23.444	23.917	28.399	26.901	309.6
26	1'42.367	23.392	23.730	28.169	27.076	299.4
27	1'42.941	23.590	24.095	28.362	26.894	299.4

14th **23** **Enea BASTIANINI** DUCATI ITA
Avintia Esponsorama

Runs=2 Total laps=27 Full laps=24

Run #	1	Front Tyre	Slick-Soft	Rear Tyre	Slick-Soft	
		New Tyre	New Tyre			
1	1'40.956	25.995	22.569	27.005	25.387	250.5
2	1'35.305	21.864	21.535	26.486	25.420	309.6
3	1'34.628	21.507	21.479	26.239	25.403	312.6
4	1'39.228	22.336	22.575	27.384	26.933	309.6
5	2'23.365 P	25.085	37.021			257.6

Run #	2	Front Tyre	Wet-Medium	Rear Tyre	Wet-Medium	
		New Tyre	New Tyre			
6	2'35.563	34.430	27.768	32.524	31.509	
7	1'53.756	26.435	26.226	31.244	29.851	269.5
8	1'51.869	25.544	25.914	30.476	29.935	275.4
9	1'50.548	25.536	25.261	30.158	29.593	273.9
10	1'49.423	25.210	25.160	29.836	29.217	276.2
11	1'48.191	24.756	24.698	29.840	28.897	284.9
12	1'48.572	24.886	24.745	30.343	28.598	283.2
13	1'47.315	24.962	24.629	29.395	28.329	285.7
14	1'46.354	24.399	24.542	29.230	28.183	293.2
15	1'45.770	24.220	24.534	29.071	27.945	294.1
16	1'45.314	24.199	24.084	29.010	28.021	294.1
17	1'44.190	23.968	23.945	28.641	27.636	299.4
18	1'44.287	23.952	24.081	28.547	27.707	299.4
19	1'44.656	23.762	24.042	29.066	27.786	304.0
20	1'43.628	23.880	23.993	28.460	27.295	294.1

16th **21** **Franco MORBIDELLI** YAMAHA ITA
Petronas Yamaha SRT

Runs=2 Total laps=23 Full laps=19

Run #	1	Front Tyre	Slick-Soft	Rear Tyre	Slick-Soft	
		New Tyre	New Tyre			
1	7'57.927 P	25.056	21.672	26.554	6'44.645	224.0
Run #	2	Front Tyre	Wet-Soft	Rear Tyre	Wet-Soft	
		New Tyre	New Tyre			
2	3'11.681	35.736	27.642	31.871	30.108	
3	1'50.580	26.043	25.153	30.475	28.909	265.9
4	1'48.823	25.039	24.651	30.003	29.130	282.4
5	1'48.224	25.018	24.273	29.831	29.102	282.4
6	1'47.764	24.911	24.133	29.958	28.762	280.9

Fastest Lap: Fabio QUARTARARO Monster Energy Yama FRA **1'33.048** 21.396 21.319 25.833 24.500

These data/results cannot be reproduced, stored and/or transmitted in whole or in part by any manner of electronic, mechanical, photocopying, recording, broadcasting or otherwise now known or herein after developed without the previous express consent by the copyright owner, except for reproduction in daily press and regular printed publications on sale to the public within 60 days of the event related to those data/results and always provided that copyright symbol appears together as follows below.
© DORNA, 2021



Race

MotoGP

Lap	Lap Time	T1	T2	T3	T4	Speed	Lap	Lap Time	T1	T2	T3	T4	Speed
7	1'47.776	24.892	24.262	29.795	28.827	284.1	6	2'33.215	34.198	27.735	31.918	30.138	
8	1'59.874 *	25.184	24.288			282.4	7	1'50.629	25.376	25.279	30.311	29.663	284.9
9	1'48.219 *	25.369	24.419	29.908	28.523	277.7	8	1'48.240	24.842	24.590	29.571	29.237	293.2
10	1'49.002	25.529	24.339	30.342	28.792	280.9	9	1'47.168	24.651	24.415	29.578	28.524	291.5
11	1'47.496	25.017	24.460	29.593	28.426	283.2	10	1'47.841	24.625	24.778	29.692	28.746	295.0
12	1'47.417	25.161	24.210	29.477	28.569	282.4	11	1'47.291	24.632	24.538	29.541	28.580	293.2
13	1'46.536	24.968	24.254	29.239	28.075	284.1	12	1'46.924	24.421	24.582	29.329	28.592	277.0
14	1'46.763	24.902	24.440	29.368	28.053	289.0	13	1'46.724	24.345	24.331	29.768	28.280	296.7
15	1'46.025	24.681	24.299	29.202	27.843	289.8	14	1'46.230	24.548	24.269	29.258	28.155	295.9
16	1'45.858	24.442	24.427	29.228	27.761	289.8	15	1'45.345	24.140	24.262	29.223	27.720	300.3
17	1'45.480	24.486	24.243	29.086	27.665	283.2		unfinished	24.195	24.214			299.4
18	1'45.758	24.052	24.887	28.926	27.893	289.8							
19	1'46.226	25.568	24.205	28.896	27.557	287.3							
20	1'44.647	24.158	24.135	28.871	27.483	283.2							
21	1'44.556	23.974	23.934	28.913	27.735	288.2							
22	1'43.803	23.733	23.805	28.717	27.548	288.2							
23	1'44.757	23.950	24.057	29.010	27.740	289.0							

17th 93 Marc MARQUEZ HONDA SPA
Repsol Honda Team
Runs=2 Total laps=18 Full laps=14

Run #	1	Front Tyre	Slick-Soft	Rear Tyre	Slick-Soft	
			New Tyre		New Tyre	
1	1'37.643	24.499	21.808	26.330	25.006	237.9
2	1'34.278	21.944	21.425	26.118	24.791	311.6
3	1'33.427	21.236	21.385	25.969	24.837	317.5
4	1'36.394	21.726	21.924	27.070	25.674	317.5
5	1'47.786 P	22.741	22.169	29.464	33.412	303.1

Run #	2	Front Tyre	Wet-Medium	Rear Tyre	Wet-Medium	
			1 Laps at start		1 Laps at start	
6	2'31.313	33.539	26.634	31.305	29.829	
7	1'49.740	25.069	25.178	30.420	29.073	288.2
8	2'42.524	24.579	24.689	29.894	1'23.362	298.5
9	1'47.916	25.181	24.617	29.532	28.586	287.3
10	1'46.753	24.674	24.097	29.292	28.690	291.5
11	1'45.444	24.104	23.977	29.162	28.201	301.2
12	1'45.582	24.004	23.815	29.415	28.348	295.9
13	1'44.942	24.133	23.836	28.914	28.059	306.8
14	1'44.613	24.145	23.780	28.914	27.774	305.8
15	1'44.417	24.023	23.622	29.240	27.532	300.3
16	1'44.494	24.486	23.769	28.838	27.401	295.9
17	1'43.624	24.198	23.590	28.767	27.069	298.5
	unfinished	23.762				304.9

18th 41 Aleix ESPARGARO APRILIA SPA
Aprilia Racing Team Gresini
Runs=2 Total laps=16 Full laps=12

Run #	1	Front Tyre	Slick-Soft	Rear Tyre	Slick-Soft	
			New Tyre		New Tyre	
1	1'38.782	25.127	21.991	26.429	25.235	243.8
2	1'33.968	21.545	21.560	26.123	24.740	309.6
3	1'34.006	21.381	21.253	25.946	25.426	312.6
4	1'40.396	22.543	23.139	27.623	27.091	313.5
5	2'02.540 P	25.689	25.954	35.145	35.752	275.4

Run #	2	Front Tyre	Wet-Soft	Rear Tyre	Wet-Soft	
			New Tyre		New Tyre	

19th 88 Miguel OLIVEIRA KTM POR
Red Bull KTM Factory Racing
Runs=1 Total laps=12 Full laps=9

Run #	1	Front Tyre	Slick-Soft	Rear Tyre	Slick-Soft	
			New Tyre		New Tyre	
1	1'39.331	25.428	22.041	26.547	25.315	237.4
2	1'33.753	21.659	21.377	26.019	24.698	307.7
3	1'34.104	21.719	21.258	26.067	25.060	309.6
4	1'41.598	22.627	23.075	28.133	27.763	310.6
5	2'01.961 P	25.184	26.293	34.292	36.192	277.0

Run #	2	Front Tyre	Wet-Soft	Rear Tyre	Wet-Soft	
			New Tyre		New Tyre	
6	2'42.960	34.659	36.851	31.269	29.250	
7	1'49.071	24.898	25.327	30.045	28.801	289.0
8	1'47.389	24.579	24.645	29.340	28.825	293.2
9	1'46.407	24.531	24.263	29.378	28.235	289.8
10	1'45.921	24.260	24.195	29.149	28.317	294.1
11	1'45.176	24.184	23.951	28.913	28.128	289.8
12	1'45.334	24.075	24.085	29.217	27.957	293.2

20th 42 Alex RINS SUZUKI SPA
Team SUZUKI ECSTAR
Runs=2 Total laps=12 Full laps=8

Run #	1	Front Tyre	Slick-Soft	Rear Tyre	Slick-Soft	
			New Tyre		New Tyre	
1	1'38.333	25.131	21.875	26.362	24.965	239.1
2	1'33.240	21.393	21.230	25.842	24.775	317.5
3	1'33.154	21.117	21.239	25.910	24.888	317.5
4	1'36.602	21.578	21.984	27.181	25.859	314.5
5	1'50.112 P	22.906	22.483	30.185	34.538	298.5

Run #	2	Front Tyre	Wet-Soft	Rear Tyre	Wet-Soft	
			New Tyre		New Tyre	

Run #	3	Front Tyre	Wet-Medium	Rear Tyre	Wet-Soft	
			2 Laps at start		New Tyre	

7	2'36.968	35.259	28.047	33.682	30.506	
8	1'51.270	25.566	25.958	30.369	29.377	293.2
9	1'48.112	24.696	24.759	29.678	28.979	296.7
10	1'47.436	24.361	24.672	29.642	28.761	300.3
11	1'46.768	24.341	24.546	29.356	28.525	303.1
12	1'46.524	24.311	24.389	29.583	28.241	303.1

Fastest Lap: Fabio QUARTARARO Monster Energy Yama FRA 1'33.048 21.396 21.319 25.833 24.500

These data/results cannot be reproduced, stored and/or transmitted in whole or in part by any manner of electronic, mechanical, photocopying, recording, broadcasting or otherwise now known or herein after developed without the previous express consent by the copyright owner, except for reproduction in daily press and regular printed publications on sale to the public within 60 days of the event related to those data/results and always provided that copyright symbol appears together as follows below.
© DORNA, 2021



Race

MotoGP

Lap	Lap Time	T1	T2	T3	T4	Speed	Lap	Lap Time	T1	T2	T3	T4	Speed
-----	----------	----	----	----	----	-------	-----	----------	----	----	----	----	-------

21st **32** **Lorenzo SAVADORI** APRILIA ITA
Aprilia Racing Team Gresini

Runs=2 Total laps=12 Full laps=8

Run #	1	Front Tyre	Slick-Soft	Rear Tyre	Slick-Soft	
		New Tyre		New Tyre		
1	1'40.057	25.719	22.143	26.544	25.651	240.2
2	1'36.954	21.935	21.555	27.967	25.497	302.1
3	1'34.890	21.714	21.413	26.353	25.410	301.2
4	1'39.274	22.505	22.074	27.951	26.744	305.8
5	2'04.294 P	25.067	25.726	36.261	37.240	237.9

Run #	2	Front Tyre	Wet-Medium	Rear Tyre	Wet-Soft	
		New Tyre		New Tyre		
6	2'33.492	35.202	27.035	31.489	30.071	
7	1'50.483	25.629	25.724	30.308	28.822	263.1
8	1'48.846	25.011	25.238	29.755	28.842	267.3
9	1'47.458	24.459	24.512	29.756	28.731	277.7
10	1'46.725	24.439	24.357	29.252	28.677	280.1
11	1'46.312	24.544	24.277	29.303	28.188	275.4
	unfinished	24.327	24.128			280.1

22nd **36** **Joan MIR** SUZUKI SPA
Team SUZUKI ECSTAR

Runs=1 Total laps=5 Full laps=3

Run #	1	Front Tyre	Slick-Soft	Rear Tyre	Slick-Soft	
		New Tyre		New Tyre		
1	1'39.457	25.627	22.023	26.479	25.328	238.5
2	1'33.750	21.675	21.396	25.952	24.727	310.6
3	1'33.827	21.392	21.168	25.925	25.342	317.5
4	1'41.037	22.622	22.906	27.985	27.524	313.5
	unfinished	25.432	25.597	34.290		270.9

Fastest Lap: Fabio QUARTARARO Monster Energy Yama FRA **1'33.048** 21.396 21.319 25.833 24.500

These data/results cannot be reproduced, stored and/or transmitted in whole or in part by any manner of electronic, mechanical, photocopying, recording, broadcasting or otherwise now known or herein after developed without the previous express consent by the copyright owner, except for reproduction in daily press and regular printed publications on sale to the public within 60 days of the event related to those data/results and always provided that copyright symbol appears together as follows below.
© DORNA, 2021

Official MotoGP Timing by TISSOT
www.motogp.com

Le Mans, Sunday, May 16, 2021

Page 7 of 7



Num Lap Time Gap

Lap 14

43	1'45.935	
20	1'46.240	4.317
30	1'46.559	17.328
5	1'45.561	17.508
73	1'45.924	20.680
41	1'46.230	22.422
9	1'45.519	23.409
44	1'46.443	25.119
46	1'46.864	27.002
12	1'46.772	27.306
63	1'45.121	29.805
33	1'47.580	44.460
10	1'47.341	44.491
27	1'45.588	45.078
93	1'44.613	46.823
23	1'46.354	1'03.541
53	1'47.502	1'05.476
21	1'46.763	7'56.550

Lap 15

43	1'46.120	
20	1'45.938	4.135
5	1'44.458	15.846
30	1'46.811	18.019
73	1'45.243	19.803
41	1'45.345	21.647
9	1'45.144	22.433
44	1'46.061	25.060
12	1'46.063	27.249
46	1'46.641	27.523
63	1'44.613	28.298
10	1'46.250	44.621
27	1'45.850	44.808
93	1'44.417	45.120
33	1'47.972	46.312
23	1'45.770	1'03.191
53	1'45.776	1'05.132
21	1'46.025	7'56.455

Lap 16

43	1'45.645	
20	1'45.698	4.188
5	1'43.445	13.646
30	1'45.667	18.041
73	1'44.951	19.109
9	1'45.427	22.215
44	1'45.633	25.048
63	1'43.963	26.616
12	1'45.794	27.398
46	1'46.256	28.134
93	1'44.494	43.969
10	1'45.647	44.623
27	1'45.724	44.887
33	1'46.200	46.867
23	1'45.314	1'02.860
53	1'44.968	1'04.455
21	1'45.858	7'56.668

Lap 17

43	1'44.932	
20	1'45.314	4.570
5	1'43.380	12.094
30	1'45.707	18.816
73	1'45.077	19.254
9	1'44.433	21.716
44	1'45.432	25.548
63	1'43.896	25.580
12	1'45.757	28.223

46	1'45.824	29.026
93	1'43.624	42.661
27	1'44.087	44.042
10	1'45.250	44.941
33	1'45.975	47.910
23	1'44.190	1'02.118
53	1'44.785	1'04.308
21	1'45.480	7'57.216

Lap 18

43	1'44.510	
20	1'44.759	4.819
5	1'42.904	10.488
30	1'44.486	18.792
73	1'44.398	19.142
9	1'43.878	21.084
63	1'43.184	24.254
44	1'44.628	25.666
12	1'45.190	28.903
46	1'45.093	29.609
27	1'43.448	42.980
10	1'45.261	45.692
33	1'46.268	49.668
23	1'44.287	1'01.895
53	1'44.514	1'04.312
21	1'45.758	7'58.464

Lap 19

43	1'43.803	
20	1'44.309	5.325
5	1'42.570	9.255
73	1'44.322	19.661
30	1'44.926	19.915
9	1'43.587	20.868
63	1'42.875	23.326
44	1'44.199	26.062
12	1'45.118	30.218
46	1'45.124	30.930
27	1'43.133	42.310
10	1'44.876	46.765
33	1'45.224	51.089
23	1'44.656	1'02.748
53	1'44.169	1'04.678
21	1'46.226	8'00.887

Lap 20

43	1'43.506	
20	1'44.329	6.148
5	1'42.469	8.218
73	1'43.929	20.084
9	1'43.483	20.845
30	1'44.662	21.071
63	1'42.119	21.939
44	1'43.831	26.387
12	1'44.245	30.957
46	1'45.209	32.633
27	1'42.505	41.309
10	1'43.882	47.141
33	1'44.616	52.199
23	1'43.628	1'02.870
53	1'44.156	1'05.328
21	1'44.647	8'02.028

Lap 21

43	1'43.150	
20	1'44.186	7.184
5	1'42.175	7.243
73	1'43.450	20.384
9	1'43.009	20.704
63	1'42.386	21.175

30	1'43.976	21.897
44	1'43.783	27.020
12	1'44.537	32.344
46	1'44.562	34.045
27	1'42.137	40.296
10	1'42.950	46.941
33	1'44.553	53.602
23	1'43.441	1'03.161
53	1'43.523	1'05.701
21	1'44.556	8'03.434

Lap 22

43	1'42.678	
5	1'41.831	6.396
20	1'44.163	8.669
73	1'42.780	20.486
9	1'42.721	20.747
63	1'42.303	20.800
30	1'43.193	22.412
44	1'43.925	28.267
12	1'43.811	33.477
46	1'43.840	35.207
27	1'42.137	39.755
10	1'42.772	47.035
33	1'43.877	54.801
23	1'43.274	1'03.757
53	1'42.947	1'05.970
21	1'43.803	8'04.559

Lap 23

43	1'42.024	
5	1'41.462	5.834
20	1'43.674	10.319
73	1'42.296	20.758
63	1'42.027	20.803
9	1'42.641	21.364
30	1'42.979	23.367
44	1'43.665	29.908
12	1'43.863	35.316
46	1'43.727	36.910
27	1'42.238	39.969
10	1'43.082	48.093
33	1'43.308	56.085
23	1'42.815	1'04.548
53	1'43.116	1'07.062
21	1'44.757	8'07.292

Lap 24

43	1'42.539	
5	1'41.638	4.933
20	1'43.463	11.243
63	1'41.491	19.755
9	1'42.169	20.994
73	1'43.046	21.265
30	1'42.934	23.762
44	1'42.914	30.283
12	1'43.753	36.530
46	1'42.991	37.362
27	1'41.796	39.226
10	1'43.067	48.621
33	1'43.478	57.024
23	1'41.937	1'03.946
53	1'42.193	1'06.716

Lap 25

43	1'41.441	
5	1'41.010	4.502
20	1'42.836	12.638
63	1'40.778	19.092
9	1'41.861	21.414

73	1'42.208	22.032
30	1'42.883	25.204
44	1'42.653	31.495
12	1'43.783	38.872
46	1'43.175	39.096
27	1'42.168	39.953
10	1'42.374	49.554
33	1'42.747	58.330
23	1'41.402	1'03.907
53	1'42.661	1'07.936

Lap 26

43	1'41.067	
5	1'41.027	4.462
20	1'42.526	14.097
63	1'40.459	18.484
9	1'41.730	22.077
73	1'42.111	23.076
30	1'43.930	28.067
44	1'43.741	34.169
12	1'42.616	40.421
27	1'41.880	40.766
46	1'43.027	41.056
10	1'42.487	50.974
33	1'42.123	59.386
23	1'41.096	1'03.936
53	1'42.367	1'09.236

Lap 27

43	1'42.526	
5	1'42.034	3.970
20	1'42.897	14.468
63	1'40.214	16.172
9	1'41.879	21.430
73	1'42.959	23.509
30	1'44.623	30.164
44	1'43.578	35.221
27	1'42.192	40.432
12	1'42.682	40.577
46	1'43.668	42.198
10	1'43.960	52.408
33	1'42.517	59.377
23	1'40.814	1'02.224
53	1'42.941	1'09.651

Lapped rider

These data/results cannot be reproduced, stored and/or transmitted in whole or in part by any manner of electronic, mechanical, photocopying, recording, broadcasting or otherwise now known or herein after developed without the previous express consent by the copyright owner, except for reproduction in daily press and regular printed publications on sale to the public within 60 days of the event related to those data/results and always provided that copyright symbol appears together as follows below.

© DORNA, 2021

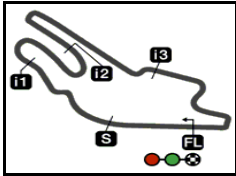
Official MotoGP Timing by TISSOT
www.motogp.com

Le Mans, Sunday, May 16, 2021

Page 2 of 2



Le Mans



4185 m.

Results and timing service provided by TISSOT

SHARK GRAND PRIX DE FRANCE**2021 Rookie of the Year Classification****MotoGP™****36**

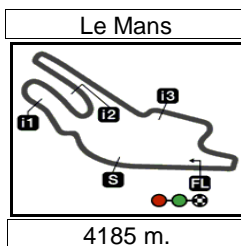
Rider	<i>Nation</i>	<i>Points</i>	<i>Leader Previous</i>	QAT	DOH	POR	SPA	FRA	ITA	CAT	GER	NED	STY	AUT	GBR	ARA	RSM	JPN	THA	AUS	MAL	VAL	
1 BASTIANINI Enea	ITA	20		6	5	7	-	2															
2 MARTIN Jorge	SPA	17	3	3	1	16	-	-															
3 MARINI Luca	ITA	9	11	8	-	-	4	1	4														
4 SAVADORI Lorenzo	ITA	2	18	7	-	-	2	-	-														

These data/results cannot be reproduced, stored and/or transmitted in whole or in part by any manner of electronic, mechanical, photocopying, recording, broadcasting or otherwise now known or herein after developed without the previous express consent by the copyright owner, except for reproduction in daily press and regular printed publications on sale to the public within 60 days of the event related to those data/results and always provided that copyright symbol appears together as follows below.
© DORNA, 2021

Official MotoGP Timing by TISSOT
www.motogp.com

Le Mans, Sunday, May 16, 2021





Results and timing service provided by TISSOT

MotoGP™

SHARK GRAND PRIX DE FRANCE

2021 Independent Team Classification

36

Rider	Nation	Points	Leader Previous	QAT	DOH	POR	SPA	FRA	ITA	CAT	GER	NED	STY	AUT	GBR	ARA	RSM	JPN	THA	AUS	MAL	VAL	
1 ZARCO Johann	FRA	68		20	20	-	8	20															
2 ESPARGARO Aleix	SPA	35	33	33	9	6	10	10	-														
3 MORBIDELLI Franco	ITA	33	35	2	-	4	13	16	-														
4 NAKAGAMI Takaaki	JPN	28	40	5	-	-	6	13	9														
5 BASTIANINI Enea	ITA	20	48	8	6	5	7	-	2														
6 MARQUEZ Alex	SPA	18	50	2	-	-	8	-	10														
7 MARTIN Jorge	SPA	17	51	1	1	16	-	-	-														
8 PETRUCCI Danilo	ITA	16	52	1	-	-	3	2	11														
9 ROSSI Valentino	ITA	9	59	7	4	-	-	-	5														
10 MARINI Luca	ITA	9	59	0	-	-	4	1	4														
11 LECUONA Iker	SPA	8	60	1	-	-	1	-	7														
12 SAVADORI Lorenzo	ITA	2	66	6	-	-	2	-	-														
13 RABAT Tito	SPA	1	67	1	-	-	-	-	1														

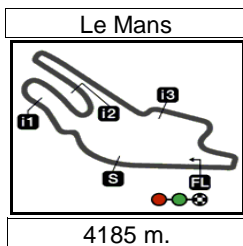
Team	Points	Leader Previous	QAT	DOH	POR	SPA	FRA	ITA	CAT	GER	NED	STY	AUT	GBR	ARA	RSM	JPN	THA	AUS	MAL	VAL	
1 PRAMAC RACING	86		21	36	-	8	21															
2 LCR HONDA	46	40	40	-	-	14	13	19														
3 PETRONAS YAMAHA SRT	42	44	4	4	4	13	16	5														
4 APRILIA RACING TEAM GRESINI	37	49	5	9	6	12	10	-														
5 ESPONSORAMA RACING	29	57	8	6	5	11	1	6														
6 TECH 3 KTM FACTORY RACING	24	62	5	-	-	4	2	18														

These data/results cannot be reproduced, stored and/or transmitted in whole or in part by any manner of electronic, mechanical, photocopying, recording, broadcasting or otherwise now known or herein after developed without the previous express consent by the copyright owner, except for reproduction in daily press and regular printed publications on sale to the public within 60 days of the event related to those data/results and always provided that copyright symbol appears together as follows below.
© DORNA, 2021

Official MotoGP Timing by TISSOT
www.motogp.com

Le Mans, Sunday, May 16, 2021





Results and timing service provided by **TISSOT**

After the **SHARK GRAND PRIX DE FRANCE**

MotoGP™

2021 Riders Performance

(Qualifying Position - Starting Position - Race Position)

37

Rider	Points	QAT	DOH	POR	SPA	FRA	ITA	CAT	GER	NED	STY	AUT	GBR	ARA	RSM	JPN	THA	AUS	MAL	VAL
1 QUARTARARO Fabio	80	2 2-5	5 5-1	1 1-1	1 1-13	1 1-3	-	-	-	-	-	-	-	-	-	-	-	-	-	-
2 BAGNAIA Francesco	79	1 1-3	6 6-6	11 11-2	4 4-2	16 16-4	-	-	-	-	-	-	-	-	-	-	-	-	-	-
3 ZARCO Johann	68	6 6-2	2 2-2	3 3-NC	6 6-8	5 5-2	-	-	-	-	-	-	-	-	-	-	-	-	-	-
4 MILLER Jack	64	5 5-9	4 4-9	4 4-NC	3 3-1	3 3-1	-	-	-	-	-	-	-	-	-	-	-	-	-	-
5 VIÑALES Maverick	56	3 3-1	3 3-5	12 12-11	7 7-7	2 2-10	-	-	-	-	-	-	-	-	-	-	-	-	-	-
6 MIR Joan	49	10 10-4	9 9-7	9 9-3	10 10-5	14 14-NC	-	-	-	-	-	-	-	-	-	-	-	-	-	-
7 ESPARGARO Aleix	35	8 8-7	7 7-10	7 7-6	8 8-6	13 13-NC	-	-	-	-	-	-	-	-	-	-	-	-	-	-
8 MORBIDELLI Franco	33	7 7-18	10 10-12	5 5-4	2 2-3	4 4-16	-	-	-	-	-	-	-	-	-	-	-	-	-	-
9 NAKAGAMI Takaaki	28	11 11-NC	16 16-17	21 21-10	5 5-4	7 7-7	-	-	-	-	-	-	-	-	-	-	-	-	-	-
10 ESPARGARO Pol	25	12 12-8	15 15-13	14 14-NC	13 13-10	8 8-8	-	-	-	-	-	-	-	-	-	-	-	-	-	-
11 BINDER Brad	24	19 19-14	18 18-8	15 15-5	11 11-NC	21 21-13	-	-	-	-	-	-	-	-	-	-	-	-	-	-
12 RINS Alex	23	9 9-6	8 8-4	2 2-NC	9 9-20	15 15-NC	-	-	-	-	-	-	-	-	-	-	-	-	-	-
13 BASTIANINI Enea	20	13 13-10	19 19-11	16 16-9	15 15-NC	22 22-14	-	-	-	-	-	-	-	-	-	-	-	-	-	-

NC=Not classified NL=Not finished first lap NP=Not started race re-start N2=Not finished first lap race re-start EX=Excluded NS=Not Started DS=Disqualified

These data/results cannot be reproduced, stored and/or transmitted in whole or in part by any manner of electronic, mechanical, photocopying, recording, broadcasting or otherwise now known or herein after developed without the previous express consent by the copyright owner, except for reproduction in daily press and regular printed publications on sale to the public within 60 days of the event related to those data/results and always provided that copyright symbol appears together as follows below.
© DORNA, 2021

Official MotoGP Timing by **TISSOT**
www.motogp.com



Le Mans, Sunday, May 16, 2021

	Rider	Points	QAT	DOH	POR	SPA	FRA	ITA	CAT	GER	NED	STY	AUT	GBR	ARA	RSM	JPN	THA	AUS	MAL	VAL
14	MARQUEZ Alex	18	16 16-NC	14 14-NC	13 13-8	20 20-NL	19 19-6	-	-	-	-	-	-	-	-	-	-	-	-	-	-
15	MARTIN Jorge	17	14 14-15	1 1-3	-	-	-	-	-	-	-	-	-	-	-	-	-	-	-	-	-
16	PETRUCCI Danilo	16	20 20-NL	17 17-19	18 18-13	19 19-14	17 17-5	-	-	-	-	-	-	-	-	-	-	-	-	-	-
17	MARQUEZ Marc	16	-	-	6 6-7	14 14-9	6 6-NC	-	-	-	-	-	-	-	-	-	-	-	-	-	-
18	BRADL Stefan	11	17 17-11	11 11-14	-	12 12-12	-	-	-	-	-	-	-	-	-	-	-	-	-	-	-
19	ROSSI Valentino	9	4 4-12	21 21-16	17 17-NC	17 17-16	9 9-11	-	-	-	-	-	-	-	-	-	-	-	-	-	-
20	OLIVEIRA Miguel	9	15 15-13	12 12-15	10 10-16	16 16-11	10 10-NC	-	-	-	-	-	-	-	-	-	-	-	-	-	-
21	MARINI Luca	9	18 18-16	13 13-18	8 8-12	18 18-15	12 12-12	-	-	-	-	-	-	-	-	-	-	-	-	-	-
22	LECUONA Iker	8	21 21-17	20 20-NC	19 19-15	21 21-17	18 18-9	-	-	-	-	-	-	-	-	-	-	-	-	-	-
23	SAVADORI Lorenzo	2	22 22-19	22 22-20	20 20-14	22 22-19	11 11-NC	-	-	-	-	-	-	-	-	-	-	-	-	-	-
24	RABAT Tito	1	-	-	-	23 23-18	20 20-15	-	-	-	-	-	-	-	-	-	-	-	-	-	-

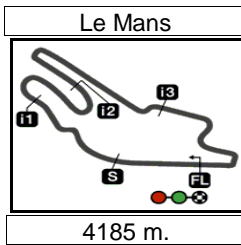
NC=Not classified NL=Not finished first lap NP=Not started race re-start N2=Not finished first lap race re-start EX=Excluded NS=Not Started DS=Disqualified

These data/results cannot be reproduced, stored and/or transmitted in whole or in part by any manner of electronic, mechanical, photocopying, recording, broadcasting or otherwise now known or herein after developed without the previous express consent by the copyright owner, except for reproduction in daily press and regular printed publications on sale to the public within 60 days of the event related to those data/results and always provided that copyright symbol appears together as follows below.
© DORNA, 2021

Official MotoGP Timing by TISSOT
www.motogp.com

Le Mans, Sunday, May 16, 2021





Results and timing service provided by **TISSOT**

MotoGP™

SHARK GRAND PRIX DE FRANCE
Official Starting Grid

Race : 27 laps = 112.995 km



1	1 1'32.600 20 Fabio QUARTARARO Yamaha	2 1'32.681 12 Maverick VIÑALES Yamaha	3 1'32.704 43 Jack MILLER Ducati
2	4 1'32.766 21 Franco MORBIDELLI Yamaha	5 1'32.877 5 Johann ZARCO Ducati	6 1'33.037 93 Marc MARQUEZ Honda
3	7 1'33.120 30 Takaaki NAKAGAMI Honda	8 1'33.150 44 Pol ESPARGARO Honda	9 1'33.391 46 Valentino ROSSI Yamaha
4	10 1'33.867 88 Miguel OLIVEIRA KTM	11 1'34.258 32 Lorenzo SAVADORI Aprilia	12 1'34.265 10 Luca MARINI Ducati
5	13 1'43.418 41 Aleix ESPARGARO Aprilia	14 1'43.422 36 Joan MIR Suzuki	15 1'43.523 42 Alex RINS Suzuki
6	16 1'43.530 63 Francesco BAGNAIA Ducati	17 1'43.857 9 Danilo PETRUCCI KTM	18 1'44.324 27 Iker LECUONA KTM
7	19 1'45.146 73 Alex MARQUEZ Honda	20 1'45.590 53 Tito RABAT Ducati	21 1'45.911 33 Brad BINDER KTM
8	22 1'46.123 23 Enea BASTIANINI Ducati		

The results are provisional until the end of the limit for protest and appeals and until the ratification of the Event Management Committee.

Time limit for protest expires 60' at the latest after publication of the results - Time:

These data/results cannot be reproduced, stored and/or transmitted in whole or in part by any manner of electronic, mechanical, photocopying, recording, broadcasting or otherwise now known or herein after developed without the previous express consent by the copyright owner, except for reproduction in daily press and regular printed publications on sale to the public within 60 days of the event related to those data/results and always provided that copyright symbol appears together as follows below.


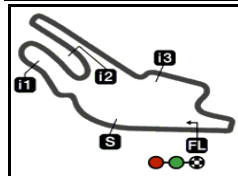
© DORNA, 2021

Official MotoGP Timing by **TISSOT**
 www.motogp.com

Le Mans, Sunday, May 16, 2021



Le Mans

Results and timing service provided by **MotoGP™**

4185 m.

SHARK GRAND PRIX DE FRANCE**Race****Top Speed & Average**

Rider	Nation	Motorcycle	Top 5 speeds					Average	Top
5 Johann ZARCO	FRA	DUCATI	322.7	313.5	310.6	308.7	308.7	312.8	322.7
44 Pol ESPARGARO	SPA	HONDA	320.6	318.5	312.6	309.6	309.6	314.2	320.6
10 Luca MARINI	ITA	DUCATI	319.6	306.8	303.1	303.1	301.2	306.8	319.6
43 Jack MILLER	AUS	DUCATI	319.6	318.5	318.5	311.6	309.6	315.6	319.6
30 Takaaki NAKAGAMI	JPN	HONDA	317.5	314.5	312.6	305.8	301.2	307.7	317.5
36 Joan MIR	SPA	SUZUKI	317.5	313.5	310.6	270.9	238.5	290.2	317.5
42 Alex RINS	SPA	SUZUKI	317.5	317.5	314.5	303.1	303.1	311.1	317.5
93 Marc MARQUEZ	SPA	HONDA	317.5	317.5	311.6	306.8	305.8	311.8	317.5
27 Iker LECUONA	SPA	KTM	315.5	312.6	311.6	307.7	305.8	309.8	315.5
33 Brad BINDER	RSA	KTM	315.5	315.5	312.6	302.1	297.6	306.8	315.5
46 Valentino ROSSI	ITA	YAMAHA	314.5	311.6	305.8	304.0	302.1	307.6	314.5
63 Francesco BAGNAIA	ITA	DUCATI	314.5	312.6	312.6	311.6	311.6	312.4	314.5
73 Alex MARQUEZ	SPA	HONDA	314.5	311.6	310.6	307.7	305.8	309.3	314.5
41 Aleix ESPARGARO	SPA	APRILIA	313.5	312.6	309.6	300.3	299.4	307.1	313.5
20 Fabio QUARTARARO	FRA	YAMAHA	312.6	312.6	310.6	304.0	303.1	308.6	312.6
23 Enea BASTIANINI	ITA	DUCATI	312.6	309.6	309.6	309.6	305.8	308.8	312.6
12 Maverick VIÑALES	SPA	YAMAHA	311.6	309.6	307.7	302.1	302.1	306.6	311.6
9 Danilo PETRUCCI	ITA	KTM	310.6	310.6	309.6	304.9	304.9	306.7	310.6
53 Tito RABAT	SPA	DUCATI	310.6	309.6	308.7	304.9	304.0	306.5	310.6
88 Miguel OLIVEIRA	POR	KTM	310.6	309.6	307.7	294.1	293.2	301.4	310.6
32 Lorenzo SAVADORI	ITA	APRILIA	305.8	302.1	301.2	280.1	280.1	293.9	305.8
21 Franco MORBIDELLI	ITA	YAMAHA	289.8	289.8	289.8	289.0	289.0	289.5	289.8


These data/results cannot be reproduced, stored and/or transmitted in whole or in part by any manner of electronic, mechanical, photocopying, recording, broadcasting or otherwise now known or herein after developed without the previous express consent by the copyright owner, except for reproduction in daily press and regular printed publications on sale to the public within 60 days of the event related to those data/results and always provided that copyright symbol appears together as follows below.

© DORNA, 2021

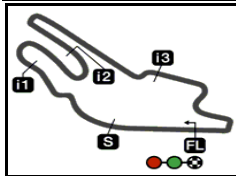
Official MotoGP Timing by **TISSOT**
www.motogp.com

**Le Mans, Sunday, May 16, 2021**

Le Mans

Results and timing service provided by  TISSOT

MotoGP™




4185 m.

SHARK GRAND PRIX DE FRANCE

Race

Fastest Laps Sequence

Lap	Race Time	 Rider	Nation	Motorcycle	Time	Km/h	Riders's Lap
2	3'09.130	12 Maverick VIÑALES	SPA	YAMAHA	1'33.108	161.8	2
2	3'09.657	20 Fabio QUARTARARO	FRA	YAMAHA	1'33.048	161.9	2

These data/results cannot be reproduced, stored and/or transmitted in whole or in part by any manner of electronic, mechanical, photocopying, recording, broadcasting or otherwise now known or herein after developed without the previous express consent by the copyright owner, except for reproduction in daily press and regular printed publications on sale to the public within 60 days of the event related to those data/results and always provided that copyright symbol appears together as follows below.

© DORNA, 2021

Official MotoGP Timing by TISSOT
www.motogp.com

Le Mans, Sunday, May 16, 2021

